

# Chromebook 3110

## Setup and Specifications

## Notes, cautions, and warnings

 **NOTE:** A NOTE indicates important information that helps you make better use of your product.

 **CAUTION:** A CAUTION indicates either potential damage to hardware or loss of data and tells you how to avoid the problem.

 **WARNING:** A WARNING indicates a potential for property damage, personal injury, or death.

<b>Chapter 1: Views of Chromebook 3110 .....</b>	<b>4</b>
Right.....	4
Left.....	4
Top.....	5
Front.....	6
Bottom.....	6
Service Tag.....	7
Battery charge and status light .....	7
<b>Chapter 2: Specifications of Chromebook 3110 .....</b>	<b>8</b>
Dimensions and weight.....	8
Processor.....	8
Chipset.....	9
Operating system.....	9
Memory.....	9
External ports.....	9
Internal slots.....	10
Wireless module.....	10
WWAN module (optional).....	11
Audio.....	11
Storage.....	11
Keyboard.....	12
Camera.....	12
Touchpad.....	13
Power adapter.....	13
Battery.....	14
Display.....	14
GPU—Integrated.....	15
Hardware security.....	16
Operating and storage environment.....	16
<b>Chapter 3: Keyboard shortcuts of Chromebook 3110 .....</b>	<b>17</b>
<b>Chapter 4: Getting help and contacting Dell.....</b>	<b>18</b>

# Views of Chromebook 3110

## Right



1. One wedge-shaped lock slot

## With HDMI 1.4b port



1. One USB 3.2 Gen 1 port with PowerShare
2. One wedge-shaped lock slot

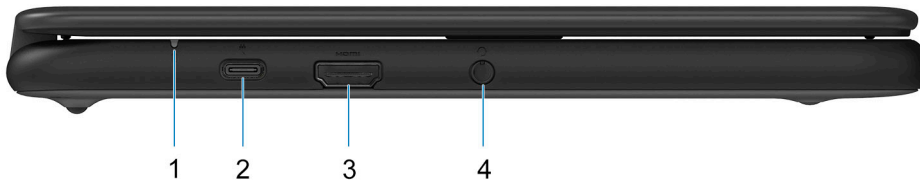
## Left



1. LED status light
2. One USB 3.2 Gen 1 Type-C port with Power Delivery and DisplayPort Alt mode
3. One USB 3.2 Gen 1 port with PowerShare
4. One headset (headphone and microphone combo) port



## With HDMI 1.4b port



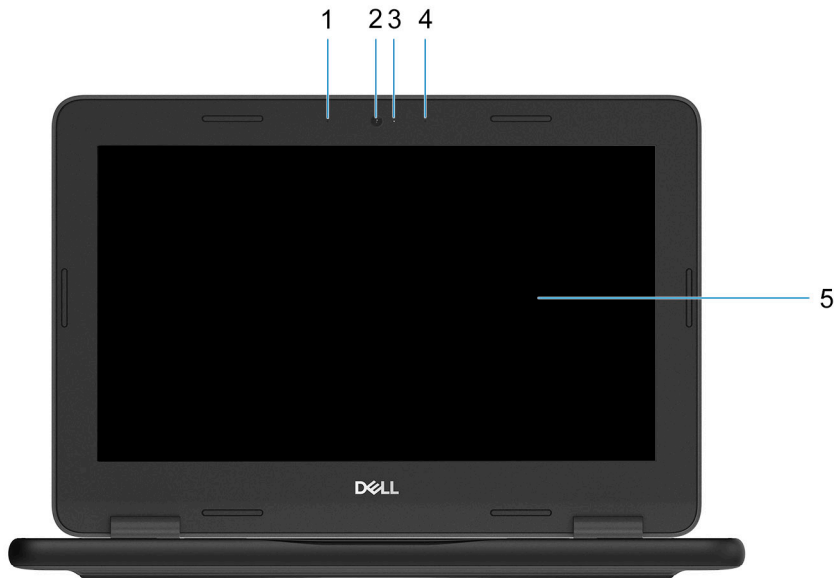
1. LED status light
2. One USB 3.2 Gen 1 Type-C port with Power Delivery and DisplayPort Alt mode
3. One HDMI 1.4b port (optional)
4. One headset (headphone and microphone combo) port

## Top



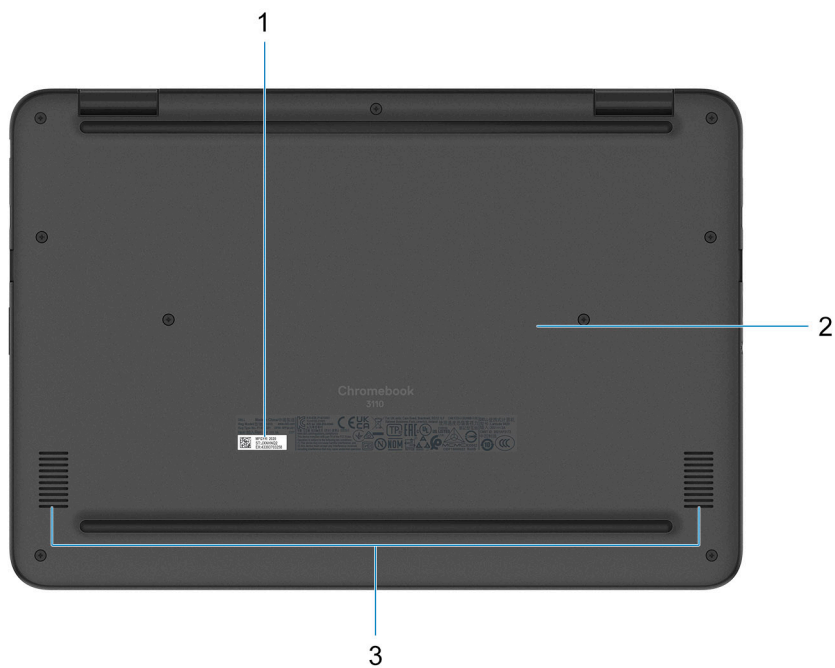
1. Power button
2. Keyboard
3. Touchpad

## Front



1. Left microphone (optional)
2. Camera
3. Camera status LED
4. Right microphone
5. Display panel

## Bottom

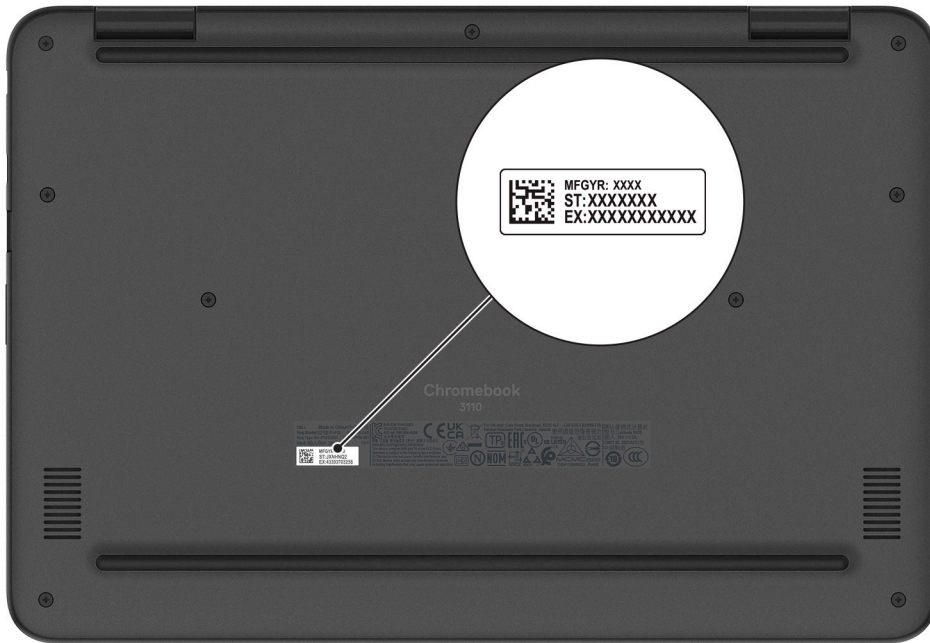


1. Service tag location

- 2. Base cover
- 3. Speakers

## Service Tag

The service tag is a unique alphanumeric identifier that allows Dell service technicians to identify the hardware components in your computer and access warranty information.



## Battery charge and status light

The following table lists the battery charge and status light behavior of your Chromebook 3110 .

**Table 1. Battery charge and status light behavior**

Power Source	LED Behavior	System Power State	Battery Charge Level
AC Adapter	Solid Amber	S0 - S5	< Fully Charged
AC Adapter	Solid White	S0 - S5	Fully Charged
Battery	Solid White	S0 - S5	Adequately Charged
Battery	Blinking Amber (1 sec. on & 1 sec. off)	S0 - S5	battery is critically low (< 10%)


- S0 (ON) - System is turned on.
- S5 (OFF) - The system is in a shutdown state.

# Specifications of Chromebook 3110

## Dimensions and weight

The following table lists the height, width, depth, and weight of your Chromebook 3110 .

**Table 2. Dimensions and weight**

Description	Values
Height:	
Front height	20.75 mm (0.817 inches)
Rear height	20.75 mm (0.817 inches)
Width	303.9 mm (11.96 inches)
Depth	207.9 mm (8.19 inches)
Weight  <b>NOTE:</b> The weight of your computer depends on the configuration ordered and manufacturing variability.	1.28 kg (2.83 lbs)

## Processor

The following table lists the details of the processors supported by your Chromebook 3110 .

**Table 3. Processor**

Description	Values
Processor type	Intel Celeron N4500
Processor wattage	6 W
Processor core count	2
Processor thread count	2
Processor speed	Up to 2.8 GHz
Processor cache	4 MB
Integrated graphics	Intel UHD graphics

# Chipset

The following table lists the details of the chipset supported by your Chromebook 3110 .

**Table 4. Chipset**

Description	Values
Chipset	Intel Celeron N4500
Processor	Intel Celeron N4500
DRAM bus width	64-bit
Flash EPROM	16 MB
PCIe bus	Up to Gen3

# Operating system


Your Chromebook 3110 supports the following operating systems:

Google Chrome operating system

# Memory

The following table lists the memory specifications of your Chromebook 3110 .

**Table 5. Memory specifications**

Description	Values
Memory slots	On-board  <b>NOTE:</b> Memory is on-board and cannot be upgraded.
Memory type	LPDDR4x
Memory speed	2933 MHz, non-ECC
Maximum memory configuration	8 GB
Minimum memory configuration	4 GB
Memory size per slot	N/A
Memory configurations supported	<ul style="list-style-type: none"><li>• 4 GB, 2 x 2 GB, LPDDR4x, 2933 MHz, single-channel</li><li>• 8 GB, 4 x 2 GB, LPDDR4x, 2933 MHz, dual-channel</li></ul>


# External ports

The following table lists the external ports on your Chromebook 3110 .

**Table 6. External ports**

Description	Values
USB ports	<ul style="list-style-type: none"><li>• One USB 3.2 Gen 1 port with PowerShare</li></ul>


**Table 6. External ports (continued)**

Description	Values
	<ul style="list-style-type: none"> <li>One USB 3.2 Gen 1 Type-C port with DisplayPort Alt mode</li> </ul>
Audio port	One headset (headphone and microphone combo) port
Video port/ports	<ul style="list-style-type: none"> <li>One HDMI 1.4b port (optional)</li> <li>One USB 3.2 Gen 1 Type-C port with Power Delivery and DisplayPort Alt mode</li> </ul>
Media-card reader	Not supported
Power-adaptor port	65 W, USB Type-C  <b>NOTE:</b> Adapter is over USB 3.2 Gen 1 Type-C with DisplayPort Alt mode
Security-cable slot	One wedge-shaped lock slot

## Internal slots

The following table lists the internal slots of your Chromebook 3110 .

**Table 7. Internal slots**

Description	Values
M.2	One M.2 3042 slot for WWAN module (optional)  <b>NOTE:</b> To learn more about the features of different types of M.2 cards, see the knowledge base article 000144170 at <a href="http://www.dell.com/support">www.dell.com/support</a> .

## Wireless module

The following table lists the Wireless Local Area Network (WLAN) module supported on your Chromebook 3110 .

**Table 8. Wireless module specifications**

Description	Values
Model number	Intel AX201
Transfer rate	Up to 2400 Mbps
Frequency bands supported	2.4 GHz/5 GHz
Wireless standards	<ul style="list-style-type: none"> <li>WiFi 802.11a/b/g</li> <li>Wi-Fi 4 (WiFi 802.11n)</li> <li>Wi-Fi 5 (WiFi 802.11ac)</li> <li>Wi-Fi 6 (WiFi 802.11ax)</li> </ul>
Encryption	<ul style="list-style-type: none"> <li>64-bit/128-bit WEP</li> <li>AES-CCMP</li> <li>TKIP</li> </ul>
Bluetooth	Bluetooth 5.2

## WWAN module (optional)

The following table lists the Wireless Wide Area Network (WWAN) module supported on your Chromebook 3110 .

**Table 9. WWAN module specifications**

Description	Values
Model number	Intel XMM 7360 Global LTE-Advanced, CAT 9
Transfer rate	Up to 450 Mbps DL/50 Mbps UL (Cat 9)
Frequency bands supported	(1,2,3,4,5,7,8,11,12,13,17,18,19,20,21,26,28,29,30,38,39,40,41,66), HSPA+ (1, 2, 4,5, 8)
<p><b>i</b> <b>NOTE:</b> For instructions on how to find your computer's IMEI (International Mobile Station Equipment Identity) number, see the knowledge base article <a href="https://www.dell.com/support">000143678</a> at <a href="http://www.dell.com/support">www.dell.com/support</a>.</p>	

## Audio

The following table lists the audio specifications of your Chromebook 3110 .

**Table 10. Audio specifications**

Description	Values	
Audio controller	Dialog DA7219 or Cirrus Logic CS42L42	
Stereo conversion	Supported	
Internal audio interface	I2S	
External audio interface	Headset (headphone and microphone combo) port	
Number of speakers	Two	
Internal-speaker amplifier	Maxim MAX98360	
External volume controls	Keyboard shortcut controls	
Speaker output:		
	Average speaker output	2 W
	Peak speaker output	2.5 W
Subwoofer output	Not Supported	
Microphone	Single digital microphone or Dual digital microphones (optional)	

## Storage

This section lists the storage options on your Chromebook 3110 .

Your Chromebook 3110 supports one of the following storage configurations:

- One 32 GB eMMC, on-board

- One 64 GB eMMC, on-board

**NOTE:** Storage is on-board and cannot be upgraded.

**Table 11. Storage specifications**

Storage type	Interface type	Capacity
eMMC for Celeron processors	On-board	Up to 64 GB

## Keyboard

The following table lists the keyboard specifications of your Chromebook 3110 .

**Table 12. Keyboard specifications**

Description	Values
Keyboard type	Standard non-backlit keyboard without numpad
Keyboard layout	QWERTY
Number of keys	<ul style="list-style-type: none"> <li>• United States and Canada: United States and Canada: 74 keys keys</li> <li>• United Kingdom: United Kingdom: 75 keys keys</li> <li>• Japan: Japan: 78 keys keys</li> </ul>
Keyboard size	X=19.05 mm key pitch Y=18.05 mm key pitch
Keyboard shortcuts	Some keys on your keyboard have two symbols on them. These keys can be used to type alternate characters or to perform secondary functions. To type the alternate character, press Shift and the desired key. To perform secondary functions, press Fn and the desired key. <b>NOTE:</b> You can define the primary behavior of the function keys (F1–F12) changing <b>Function Key Behavior</b> in BIOS setup program.

## Camera

The following table lists the camera specifications of your Chromebook 3110 .

**Table 13. Camera specifications**

Description	One	Two
Number of cameras	One	One
Camera type	RGB HD camera, single-integrated microphone	RGB HD camera dual-array microphones
Camera location	Front camera	Front camera
Camera sensor type	CMOS sensor technology	CMOS sensor technology
Camera resolution (RGB):		
Still image	0.92 megapixel	0.92 megapixel



**Table 13. Camera specifications (continued)**

Description	One	Two
Video	1280 x 720 (HD) at 30 fps	1280 x 720 (HD) at 30 fps
Diagonal viewing angle:	78.6 degrees	78.6 degrees

## Touchpad

The following table lists the touchpad specifications of your Chromebook 3110 .

**Table 14. Touchpad specifications**


Description	Values
Touchpad resolution:	
Horizontal	>300 dpi
Vertical	N/A
Touchpad dimensions:	
Horizontal	99.40 mm (3.91 in.)
Vertical	59.40 mm (2.34 in.)
Touchpad gestures	For more information about touchpad gestures available on Windows, see the Microsoft knowledge base article <a href="https://support.microsoft.com/4027871">4027871</a> at <a href="https://support.microsoft.com">support.microsoft.com</a> .

## Power adapter

The following table lists the power adapter specifications of your Chromebook 3110 .

**Table 15. Power adapter specifications**

Description	Values
Type	Pecos 65 W AC adapter, USB-C
Input voltage	100 VAC–240 VAC
Input frequency	50 Hz–60 Hz
Input current (maximum)	1.70 A
Output current (continuous)	20 V/3.25 A; 15 V/3 A; 9 V/3 A; 5 V/3 A
Rated output voltage	20VDC/15VDC/9VDC/5VDC
Temperature range:	
Operating	0°C to 40°C (32°F to 104°F)
Storage	-40°C to 70°C (-40°F to 158°F)

 **CAUTION:** Operating and storage temperature ranges may differ among components, so operating or storing the device outside these ranges may impact the performance of specific components.

# Battery

The following table lists the battery specifications of your Chromebook 3110 .

**Table 16. Battery specifications**

Description		Option one
Battery type		3-cell, 42 Whr, "smart" lithium-ion
Battery voltage		11.40 VDC
Battery weight (maximum)		0.20 kg (0.44 lb)
Battery dimensions:		
	Height	191.85 mm (7.55 in.)
	Width	103.25 mm (4.06 in.)
	Depth	5.90 mm (0.23 in.)
Temperature range:		
	Operating	0°C to 35°C (32°F to 95°F)
	Storage	-20°C to 65°C (-4°F to 149°F)
Battery operating time		Varies depending on operating conditions and can significantly reduce under certain power-intensive conditions.
Battery charging time (approximate)		Standard mode <ul style="list-style-type: none"> <li>● 0~15 degrees: 4 hours</li> <li>● 16~60 degrees: 3 hours</li> <li>● 46~60 degrees: 3 hours</li> </ul>
Coin-cell battery		Not supported
<p><b>⚠ CAUTION: Operating and storage temperature ranges may differ among components, so operating or storing the device outside these ranges may impact the performance of specific components.</b></p> <p><b>⚠ CAUTION: Dell recommends that you charge the battery regularly for optimal power consumption. If your battery charge is completely depleted, connect the power adapter, turn on your computer, and then restart your computer to reduce the power consumption.</b></p>		

# Display

The following table lists the display specifications of your Chromebook 3110 .

**Table 17. Display specifications**

Description	Option one	Option two
Display type	11.6-inch, High Definition (HD), non-touch	11.6-inch, High Definition (HD), touch
Display-panel technology	TN	TN
Display-panel dimensions (active area):		

**Table 17. Display specifications (continued)**

Description		Option one	Option two
	Height	144 mm (5.67 in.)	144 mm (5.67 in.)
	Width	256.13 mm (10.08 in.)	256.13 mm (10.08 in.)
	Diagonal	294.64 mm (11.60 in.)	294.64 mm (11.60 in.)
Display-panel native resolution		1366 x 768	1366 x 768
Luminance (typical)		220 nits	220 nits
Megapixels		1,049,088	1,049,088
Color gamut		45% NTSC	45% NTSC
Pixels Per Inch (PPI)		135	135
Contrast ratio (min.)		600:1 typ.	500:1 typ.
Response time (max.)		20 ms	16 ms
Refresh rate		60 Hz	60 Hz
Horizontal view angle		+40/-40 degrees	+40/-40 degrees
Vertical view angle		+10/-30 degrees	+10/-30 degrees
Pixel pitch		0.1875 x 0.1875 mm	0.1875 x 0.1875 mm
Power consumption (maximum)		2.80 W	3 W
Anti-glare vs glossy finish		Glossy/Anti-glare	Anti-glare
Touch options		No	Yes
Stylus		No	No

## GPU—Integrated

The following table lists the specifications of the integrated Graphics Processing Unit (GPU) supported by your Chromebook 3110 .

**Table 18. GPU—Integrated**

Controller	External display support	Memory size	Processor
Intel UHD graphics	<ul style="list-style-type: none"> <li>One HDMI 1.4b port (optional)</li> <li>One DisplayPort Alt mode over USB 3.2 Gen 1 Type-C port with Power delivery</li> </ul>	Shared system memory	Intel Celeron N4500

# Hardware security

The following table lists the hardware security of your Chromebook 3110 .

**Table 19. Hardware security**

Hardware security
H1 Security Chip
One wedge-shaped lock slot

# Operating and storage environment

This table lists the operating and storage specifications of your Chromebook 3110 .

**Airborne contaminant level:** G1 as defined by ISA-S71.04-1985

**Table 20. Computer environment**

Description	Operating	Storage
Temperature range	0°C to 35°C (32°F to 95°F)	-40°C to 65°C (-40°F to 149°F)
Relative humidity (maximum)	10% to 90% (non-condensing)	0% to 95% (non-condensing)
Vibration (maximum)*	0.66 GRMS	1.30 GRMS
Shock (maximum)	110 G†	160 G†
Altitude range	-15.2 m to 3048 m (-49.87 ft to 10000 ft)	-15.2 m to 10668 m (-49.87 ft to 35000 ft)

**⚠ CAUTION: Operating and storage temperature ranges may differ among components, so operating or storing the device outside these ranges may impact the performance of specific components.**

\* Measured using a random vibration spectrum that simulates user environment.

† Measured using a 2 ms half-sine pulse.

# Keyboard shortcuts of Chromebook 3110

Table 21. List of keyboard shortcuts

Function key	Primary behavior
F1	Browser back
F2	Browser refresh
F3	Full screen
F4	Window Overview
F5	Screenshot
F6	Dim Screen
F7	Brighten screen
F8	Mute
F9	Volume down
F10	Volume up
F13	Power key
Alt + search key	Caps lock on temporarily


For information on keyboard shortcuts, see [Chromebook keyboard shortcuts](#).

# Getting help and contacting Dell

## Self-help resources


You can get information and help on Dell products and services using these self-help resources:


**Table 22. Self-help resources**

Self-help resources	Resource location
Information about Dell products and services	<a href="http://www.dell.com">www.dell.com</a>
Tips	
Online help for operating system	For support on your Chromebook, refer <a href="#">Chrome OS Support</a> .
Access top solutions, diagnostics, drivers and downloads, and learn more about your computer through videos, manuals and documents.	Your Dell computer is uniquely identified by a Service Tag or Express Service Code. To view relevant support resources for your Dell computer, enter the Service Tag or Express Service Code at <a href="http://www.dell.com/support">www.dell.com/support</a> . For more information on how to find the Service Tag for your computer, see <a href="#">Locate the Service Tag on your computer</a> .
Dell knowledge base articles for a variety of computer concerns	<ol style="list-style-type: none"> <li>1. Go to <a href="http://www.dell.com/support">www.dell.com/support</a>.</li> <li>2. On the menu bar at the top of the Support page, select <b>Support &gt; Knowledge Base</b>.</li> <li>3. In the Search field on the Knowledge Base page, type the keyword, topic, or model number, and then click or tap the search icon to view the related articles.</li> </ol>

## Contacting Dell

To contact Dell for sales, technical support, or customer service issues, see [www.dell.com/contactdell](http://www.dell.com/contactdell).

 **NOTE:** Availability varies by country/region and product, and some services may not be available in your country/region.

 **NOTE:** If you do not have an active Internet connection, you can find contact information about your purchase invoice, packing slip, bill, or Dell product catalog.